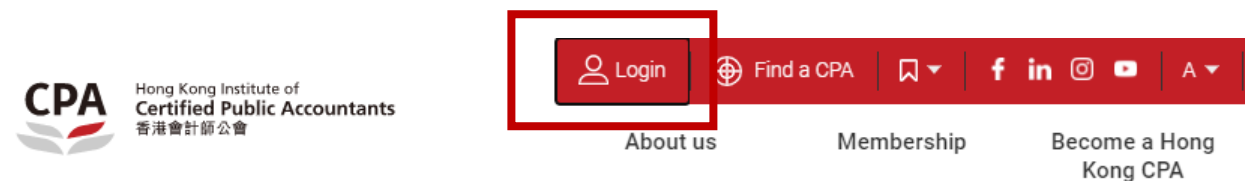


How to login

1. Visit the Institute [website](#)
2. Click "Login" at the top red bar menu (as shown below)




3. Proceed to login with your Login ID, Password and generated Security code (in this example, "ZIVM")

Login

Login ID

Password

Security code


 Refresh

Login

Forgot password / username

Re-send activation email

Register an account


In case you forgot your password, click here

4. If you forgot password/username, please follow these steps

CPA Hong Kong Institute of
Certified Public Accountants
 香港會計師公會

Acquire login ID and password

Please provide your email address:

 Another?

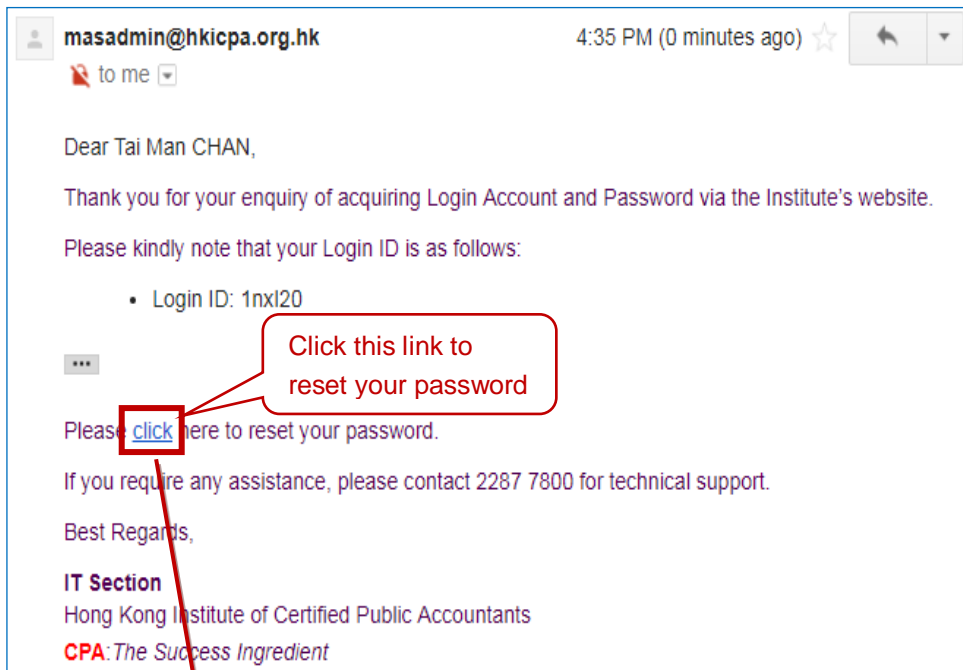
Send Me

[Enquiry](#)

You are going to enter the members' area, which is best viewed in Google Chrome 4.9 (or above), Internet Explorer 9 (or above), Mozilla Firefox 40 (or above), or Safari 5.0 (or above).

1. Please enter:
 - i) Your registered email address
 - ii) The generated security code (in this example, "Z5AT")
2. Click "Send Me" button to receive the email

5. Check your registered email inbox for the email



This is a screenshot of the CPA password reset form. At the top is the CPA logo and the text "Hong Kong Institute of Certified Public Accountants 香港會計師公會". Below this is a red key icon and the text "Choose a new password". The form displays the "Login ID: 1nxl20". A red box highlights the password requirements: "Your password must be at least 8 characters long." Below this is a text input field labeled "New password:". To the right of the input field is a red callout bubble that says "Enter your new password Click 'Continue' button to change the password". At the bottom of the form are two buttons: "Continue" and "Cancel". A red arrow points from the "click" link in the email above to the "Continue" button.

This is a screenshot of the CPA password reset success message. It features the CPA logo and the text "Hong Kong Institute of Certified Public Accountants 香港會計師公會". Below this is a red key icon and the text "Choose a new password". The message states "The password has been successfully revised!". At the bottom is a red button labeled "Back to login".

How to access information in the members' area

View "MyCPA Account", click the top bar menu, "Members' area" and "My Account"

CPA

About us Membership Become a Hong Kong CPA Professional development Standards and regulation News **Members' area**

My Account >

- CPD Activity Summary
- Change password
- MyAccount**
- Logout

Professionals Students Public

AML Questionnaire – launched for completion by 28 Dec

Accounting and Financial Reporting Series: COVID-19 related financial reporting issues for 2020 reporting periods

LIVE WEBINARS

Check enrolment and review history

Home > Enrolment history Logout | Change Login ID / Password

Profile Renewal **Development** Communication Payment Application HKICPA Questionnaires

Enrolment history

Development

CPD activity summary

Enrolment No.	Event	Session(s)	Status	Enrolment / Input date
EVE20081000006	EWEB20091101	17 Sep 2020 (12:30 - 14:00)	Enrolled	10-08-2020
EVE20081000006	EWEB20091101	11 Sep 2020 (12:30 - 14:00)	Enrolled	10-08-2020
EVE20071400008	EWEB20091001	10 Sep 2020 (12:30 - 14:00)	Enrolled	14-07-2020
EVE20061800015	EFCCPS0201	18 Jun 2020	Enrolled	18-06-2020
EVE20071400008	EWEB20082501	25 Aug 2020 (12:30 - 14:00)	Enrolled	14-07-2020
EVE20071400008	EWEB20081201	12 Aug 2020 (12:30 - 14:00)	Enrolled	14-07-2020
EVE20061800015	EWEB20061701	17 Jun 2020 (13:00 - 14:00)	Enrolled	18-06-2020

Page 1 of 1 View 1 - 7 of 7

Check CPD records and update CPD hours

Home > CPD activity summary Logout | Change Login ID / Password

Profile Renewal **Development** Communication Payment Application HKICPA Questionnaires

Enrolment history
CPD activity summary
 Event list
 At-a-glance Events
 Calendar

Development

Notes

1. CPD activity summary shows the CPD activities you have enrolled and/or participated in the latest 4 CPD reporting periods with each CPD reporting year covered. You may use your own method for recording your CPD activity details.
2. Please note that your CPD activity summary page is only for your own reference. It does NOT equate to an online CPD declaration for your annual membership renewal process. If you are required to submit your CPD declaration separately through the online [Annual Return system].
3. If you have enrolled in CPD events organized by the Institute AND use the membership card for admission, your attendance will be automatically updated in MyCPA within 4 days after the event is held.
4. Please note that the CPD activity summary may not be a suitable documentary evidence to support your attendance of CPD events organized by the Institute. You have to collect a stamped CPD record form provided by the Institute at the end of each CPD event if you need a record of attendance to substantiate your CPD hours earned for the purpose of complying with CPD requirements of other professional bodies or organizations.
5. For enquiry, please contact us at hkicpa@hkicpa.org.hk.

[CPD records management guide](#)

CPD hours summary for enrolled or attended events

CPD reporting period	Verifiable	Non-verifiable	Total
1 Dec 2019 to 30 Nov 2020	9.50	0.00	9.50
1 Dec 2018 to 30 Nov 2019	0.00	0.00	0.00
1 Dec 2017 to 30 Nov 2018	0.00	0.00	0.00

You can update CPD hours for e-learning courses yourself, press the “Attend” to obtain “Attended” status

Action	Type of CPD	Start date	End date	Code	Title of activity	Organizer	CPD hours	Status	Input source	Remarks	Feedback
Attend	Verifiable	17-09-2020	17-09-2020	EWEB20091701	E-learning webinar: IT Series: Digitising your Practice with Cloud Accounting and Apps	HKICPA	1.50	Enrolled	HKICPA		
Reset	Verifiable	17-09-2020	17-09-2020	EWEB20091701	E-learning webinar: IT Series: Digitising your Practice with Cloud Accounting and Apps	HKICPA	1.50	Attended	HKICPA		

Enrol an event by clicking “Event list” or “At-a-glance Events Calendar”

The screenshot shows the HKICPA website's 'Event list' page. At the top, there is a navigation bar with 'Home > Event list' and a 'Logout | Change Login ID / Password' link. Below this is a menu with tabs: 'Profile', 'Renewal', 'Development', 'Communication', 'Payment', 'Application', and 'HKICPA Questionnaires'. The 'Development' tab is active, showing 'Enrolment history' and 'CPD activity summary'. A red box highlights the 'Event list' and 'At-a-glance Events Calendar' options, with an 'OR' in between. Below this, there are search filters for 'Category', 'Type', 'Keywords', and 'Date from' to 'Date to'. A red 'Search' button and a grey 'Reset' button are at the bottom left of the filters. The 'Event List' section below the filters contains several notices: 'Both online enrolment and enrolment by fax are full', 'Hot and limited seat', 'Promotion', 'Notice: New arrangement on competencies and ratings', 'Important: Typhoon / Black rainstorm arrangement', and 'Support programme: Five percent of seats at selected CPD events are offered free of charge to members who are'.

Select an event you want to enrol, scroll down the bar and click “Enrol” button

The screenshot shows the 'Enrol' button and a scroll bar. A red box highlights the 'Enrol' button at the bottom left. A red arrow points to the 'Enrol' button. A red box highlights the scroll bar on the right side of the page. A red speech bubble points to the scroll bar with the text: 'Scroll down the bar and you will see “enrol” button on the left'. The page content includes a form for payment by cheque, event information, and a table of fees.

Event Information	
Event code	EWEB20112301
Event name	E-learning webinar: Risks of Intra-group Service Arrangement and Updates in Employment Law
CPD hours	1.5
Competency	Corporate Governance, Risk Management and Internal Control
Level	1 - Foundation
Support programme	Yes. To apply, complete the enrolment form for support programme, check the declaration and send the form to the Institute.
Contact	enrolment@hkicpa.org.hk / 2287 7381(phone) / 2893 9853(fax) for payment & enrolment status or cpd@hkicpa.org.hk / 2287 7009(phone) for course information
Date / Time	23 Nov 2020 (12:30 - 14:00)
CPD hours	1.5
Fee (HKD)	
Member Fee	150.00
Student	150.00
Non Member Fee	330.00
Enrolment Date	
Enrolment from	23 Oct 2020 (00:00) to 23 Nov 2020 (00:00)

Check payment details and download receipt

Home > Payment Details Logout | Change Login ID / Password

Profile Renewal Development Communication **Payment** Application HKICPA Questionnaires



Payment Details

My Payment

Category:

Date From: To:

My Payment View 1 - 2 of 2

Download	Category	Confirmed / Refunded Date	Reference No.	Payment / Refund Details	Payment / Refund Method	Amount	Refund Reason
	PAYMENT	Seminar, Courses or Events	14-07-2020	EVE20071400008 - Enrolment EWEB20081201 - A21493 - LAM Ying Yin - Enrolment EWEB20082501 - A21493 - LAM Ying Yin - Enrolment EWEB20091001 - A21493 - LAM Ying Yin	Online Credit Card	450.00	
	PAYMENT	Seminar, Courses or Events	10-08-2020	EVE20081000006 - Enrolment EWEB20091101 - A21493 - LAM Ying Yin - Enrolment EWEB20091701 - A21493 - LAM Ying Yin	Online Credit Card	300.00	

Note: A red box highlights the 'Payment' tab in the top navigation bar, and a red callout points to the 'Download' icon in the first row of the table with the text 'Click here to download the receipt'.

Join the faculty or interest group

Home > Faculty/ Interest Group Application Logout | Change Login ID / Password

Profile Renewal Development Communication Payment **Application** HKICPA Questionnaires

Faculty/ Interest Group » List

Faculty/ Interest Group	Membership Period	Status
No records to view		

Page 1 of 1 | 10

Sports and Recreation Interest Groups

Specialist Faculty/ Interest Group

Note: A red box highlights the 'Application' tab in the top navigation bar, and a red callout points to the 'Add Specialist Faculty/ Interest Group' button with the text 'Click here to add specialist faculty / interest group'. Another red callout points to the 'Add Sports and Recreation Interest Group' button with the text 'Click here to add sports and recreation interest group'.